

Suprema

CERAMICHE PIEMME
CONTRACT

MERCHANDISING

DISPLAY 60-90-120

DISPLAY VUOTO, GAMME A SCELTA



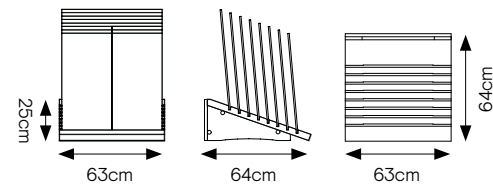
ELENCO GAMME A SCELTA

GAMMA SUPREMA 30x60 NAT/RET	CODICE: 302569
SUPREMA GESSO NAT/RET	30x60cm
SUPREMA SABBIA NAT/RET	30x60cm
SUPREMA TERRA NAT/RET	30x60cm
SUPREMA CENERE NAT/RET	30x60cm
GAMMA SUPREMA 60x60 NAT/RET	CODICE: 302571
SUPREMA GESSO NAT/RET	60x60cm
SUPREMA SABBIA NAT/RET	60x60cm
SUPREMA TERRA NAT/RET	60x60cm
SUPREMA CENERE NAT/RET	60x60cm

ATT.NE: ORDINARE IL DISPLAY 60-90-120 (BASE) + GAMME A SCELTA

SPECIFICHE TECNICHE

CODICE DISPLAY 60-90-120	302506
DIMENSIONE	63x200x64 cm
GAMME	a scelta (8 SLOT)
PREZZO DISPLAY 60-90-120	€ 34,00



BASE PIEMME 80-90-120

DISPLAY VUOTO, GAMME A SCELTA



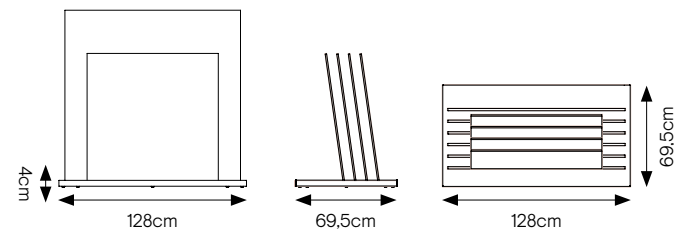
ATT.NE: ORDINARE BASE PIEMME 80-90-120 (BASE) + GAMME A SCELTA

ELENCO GAMME A SCELTA

GAMMA SUPREMA 89,5x89,5 NAT/RET	CODICE: 302572
SUPREMA GESSO NAT/RET	89,5x89,5cm
SUPREMA SABBIA NAT/RET	89,5x89,5cm
SUPREMA TERRA NAT/RET	89,5x89,5cm
SUPREMA CENERE NAT/RET	89,5x89,5cm

SPECIFICHE TECNICHE

CODICE DISPLAY	302521
DIMENSIONE	128x69,5x4 cm
GAMME	a scelta (6 SLOT)
PREZZO DISPLAY	€ 93,00



SINOTTICI SUPREMA

PANSUP05 - PAN. COM.NE SUPREMA
GESSO NAT/RET 60X60



COD. 302669

PANSUP06 - PAN. COM.NE SUPREMA
SABBIA NAT/RET 60X60



COD. 302670

PANSUP07 - PAN. COM.NE SUPREMA
TERRA NAT/RET 60X60



COD. 302671

PANSUP08 - PAN. COM.NE SUPREMA
CENERE NAT/RET 60X60



COD. 302672

SPECIFICHE TECNICHE

CODICE	VARI
DIMENSIONE	100x200 cm
PIASTRELLE	60x60 NAT
PREZZO	€ 86,00


SINOTTICI SUPREMA

DISTINTA MATERIALE SINOTTICI SUPREMA			
NOME DI RICERCA			CODICE PANNELLO
PANSUP05			302669
CODICE	DESCRIZIONE	FORMATO	QUANTITA' (PZ)
03501	SUPREMA GESSO NAT/RET	60x60cm	4
NOME DI RICERCA			CODICE PANNELLO
PANSUP06			302670
CODICE	DESCRIZIONE	FORMATO	QUANTITA' (PZ)
03502	SUPREMA SABBIA NAT/RET	60x60cm	4
NOME DI RICERCA			CODICE PANNELLO
PANSUP07			302671
CODICE	DESCRIZIONE	FORMATO	QUANTITA' (PZ)
03503	SUPREMA TERRA NAT/RET	60x60cm	4
NOME DI RICERCA			CODICE PANNELLO
PANSUP08			302672
CODICE	DESCRIZIONE	FORMATO	QUANTITA' (PZ)
03504	SUPREMA CENERE NAT/RET	60x60cm	4




PANNELLI POSATI SUPREMA 120x120

PANSUP01 - PAN. COM.NE 120 SUPREMA
GESSO NAT/R 60X60




COD. 302665

PANSUP02 - PAN. COM.NE 120 SUPREMA
SABBIA NAT/R 60X60




COD. 302666

PANSUP003 - PAN. COM.NE 120 SUPREMA
TERRA NAT/R 60X60



COD. 302667

PANSUP04 - PAN. COM.NE 120 SUPREMA
CENERE NAT/R 60X60



COD. 302668

SPECIFICHE TECNICHE

CODICE	VARI
DIMENSIONE	120x120 cm
PIASTRELLE	60x60 cm NAT
PREZZO	€ 86,00

PANNELLI POSATI SUPREMA 120x120

PANSUP09 - PAN. COM.NE 120 SUPREMA
GESSO NAT/R 89,5X89,5



COD. 302698

PANSUP10 - PAN. COM.NE 120 SUPREMA
SABBIA NAT/R 89,5X89,5




COD. 302699

PANSUP11 - PAN. COM.NE 120 SUPREMA
TERRA NAT/R 89,5X89,5



COD. 302700

PANSUP12 - PAN. COM.NE 120 SUPREMA
CENERE NAT/R 89,5X89,5



COD. 302701

SPECIFICHE TECNICHE

CODICE	VARI
DIMENSIONE	120x120 cm
PIASTRELLE	89,5x89,5 cm NAT
PREZZO	€ 86,00

CATALOGO SUPREMA

Suprema

4 COLOURS 3 SIZES 1 SURFACE

The Suprema collection's distinctive style is inspired by the smoothed concrete used in modern interior design. With its unique multiple variations in shade and subtle flaws, Suprema is the ideal porcelain stoneware surface. It provides convenient, hard-wearing coverings in residential and commercial locations with tasteful yet contemporary design schemes.

CERAMICHE PIEMME
CONTRACT



SPECIFICHE TECNICHE

CODICE	302574
DIMENSIONE	24x30 cm

PLAQUETTES SUPREMA

CERAMICHE PIEMME
CONTRACT

Suprema

Gres fine porcellanato ad impasto colorato / Coloured-body fine porcelain stoneware / Feinsteinzeug aus farbiger Masse / Grès cérame fin à pâte colorée

Gesso	Sabbia	Terra	Genere

*Formati modulari con 60x60 e 30x60 / modular size can be matched with 60x60 and 30x60 size /
modulare, spricht mit dem Format 60x60 und 30x60 kombinierbare Format / format modulaire peuvent être coordonnées au format 60x60 et 30x60

CERAMICHE PIEMME
CONTRACT

Suprema

Caratteristiche Tecniche / Technical characteristics / Technische daten / Caracteristiques techniques

CLASSIFICAZIONE SECONDO NORME CEN/ISO GRUPPO DA EN 1441 - ISO 13008 - CLASSIFICATION IN ACCORDANCE WITH CEN/ISO STANDARDS EN 1441 - ISO 13008
KLASSIFIZIERUNG GEMÄß CEN/ISO-NORMEN GRUPPE DA EN 1441 - ISO 13008 - CLASSIFICATION SELON LES NORMES CEN/ISO GROSSEUR EN 1441 - ISO 13008

CARATTERISTICA TECNICA TECNICAL CHARACTERISTIC TECHNISCHES DATUM CARACTERISTIQUE TECHNIQUE	NORMA NORM NORME	VALORE RICHIEDUTO VALUE REQUIRED VERFORDERTE VALOR FORDERTS	VALORE METRO METR. VALUE METRISSCHE MESSUNGSGRÖßE	UNI TSER	VALORE METRO METR. VALUE METRISSCHE MESSUNGSGRÖßE
	ISO 13008	< 0,50%	g/g	EN 1709	g/g
	ISO 13008	3	mm	EN 12460	3
	ISO 13008	> 15 MJ/m ²	J/m ²	EN 12518	> 15
	ISO 13008	30	cycles	EN 12518	30
	ISO 13008	> 4	mm	EN 12460	> 4
	ISO 13008	< 0,4	mm ³	EN 12518	< 0,4
	ISO 13008	3	mm	EN 12460	3
	ISO 13008	> 0,40	mm	EN 12460	> 0,40
	ISO 13008	0,10	mm	EN 12460	0,10
	ISO 13008	15	mm	EN 12460	15
	ISO 13008	> 0,50	mm	EN 12460	> 0,50
	ISO 13008	> 0,50	mm	EN 12460	> 0,50
	ISO 13008	> 0,50	mm	EN 12460	> 0,50
	ISO 13008	> 0,50	mm	EN 12460	> 0,50
	ISO 13008	> 0,50	mm	EN 12460	> 0,50

Formati / Sizes / Formate / Formats

	80x80 L 31 1/2" x 31 1/2"	60x60 24" x 24"	30x60 12" x 24"
	60x60 24" x 24"	60x60 24" x 24"	60x60 24" x 24"
	60x60 24" x 24"	60x60 24" x 24"	60x60 24" x 24"
	60x60 24" x 24"	60x60 24" x 24"	60x60 24" x 24"
	60x60 24" x 24"	60x60 24" x 24"	60x60 24" x 24"
	60x60 24" x 24"	60x60 24" x 24"	60x60 24" x 24"
	60x60 24" x 24"	60x60 24" x 24"	60x60 24" x 24"

	60x60 24" x 24"	60x60 24" x 24"	60x60 24" x 24"	60x60 24" x 24"	60x60 24" x 24"
	60x60 24" x 24"	60x60 24" x 24"	60x60 24" x 24"	60x60 24" x 24"	60x60 24" x 24"
	60x60 24" x 24"	60x60 24" x 24"	60x60 24" x 24"	60x60 24" x 24"	60x60 24" x 24"

INDUSTRIE CERAMICHE PIEMME S.p.A.
VIA DEL CROCCALE 42/44 47042 FORANO (MC) - ITALY - T. +39 0536.849111 - F. +39 0536.849402 - WWW.CERAMICHEPIEMME.IT - INFO@CERAMICHEPIEMME.IT

SPECIFICHE TECNICHE

CODICE	302573
DIMENSIONE	30x30 cm

8

CERAMICHE**PIEMME**
FLOOR AND MORE

INDUSTRIE CERAMICHE PIEMME S.P.A.
VIA DEL CROCIALE 42/44, 41042 FIORANO (MO) - ITALY
T. +39 0536.849111 - F. +39 0536.849402
WWW.CERAMICHEPIEMME.IT - INFO@CERAMICHEPIEMME.IT